

Infants  
0-18 months  
October



# Blue Ribbon Pull Box-

**DOMAIN(S)** Cognitive;  
Perceptual, Motor, &  
Physical Development;  
Approaches to Learning

## EARLY LEARNING STANDARDS

C.RP.IT 2a.	C.RP.IT 2b.
Birth-9 mos.	8-18 mos.
PD.FM.IT 2a.	PD.FM.IT 2b.
Birth-9 mos.	8-18 mos.
AL.CS.IT.1a	AL.CS.IT.1b.ii
Birth-9 mos.	8-18 mos.

## MATERIALS

1. Cardboard box
2. Blue ribbon
3. Scissors (for adult use only)

## WORDS TO PRACTICE

Blue  
Ribbon  
Pull

## OBJECTIVES

1. The child will try different methods to pull the ribbon through the holes in the box.
2. The child will grasp and pull the ribbon.
3. The child will play with the ribbon box.

## HEADS UP!



1. Cut small holes all around the sides of the cardboard box.
2. Cut 12 inch long strips of blue ribbon.
3. Push one strip of ribbon through each hole.
4. Tie the ends of the ribbon so that when the ribbon is pulled, it can not go through the hole.

## ACTIVITY INSTRUCTIONS

1. During floor play, give the child the box with ribbons tied through it
2. Model for the child how to pull the ribbons to get them to move back and forth through the holes

## ADAPTATION FOR INCLUSION


Choose ribbons that are easy to grasp (larger or wider) to accommodate the size and dexterity of the infant's hands or any assistive devices they may use. Consider tying the ends of the ribbons into a large loop for infants with limited fine motor skills to grasp and pull more easily.





## EXPANSIONS

 See "Blue' Sign Language" activity.

## TEACHER TIPS

 Say the color of the ribbon for the child. Use the sign language for "blue" (see Bonus Activities).

 This is great for improving fine motor development, as well as thinking skills. Children are working on improving their grasp by pulling and tugging on the ribbon. They are using their thinking skills by trying to find ways to pull the ribbon through the hole

- 
1. Was the child able to pull the ribbon back and forth?
  2. Did they show excitement playing with the box?
  3. Did they show persistence in trying to get the ribbon through the holes?

